






Monster Mash Mystery

Part 1 of 6

FABRIC REQUIREMENTS

These requirements are based on fabric that is 42"-44" wide.

-  Fabric 1 (focus fabric): 1¼ yards
-  Fabric Group 2 (can use up to 6 different fabrics in the same color group): 1¾ yards total
-  Fabric Group 3 (can use up to 6 different fabrics in the same color group): 1¼ yards total
-  Fabric Group 4 (can use up to 6 different fabrics in the same color group): 3⅝ yards total
-  Fabric 5 (accent fabric): 1⅞ yards

Note: You will also need an appropriate amount of batting and backing fabric.

CUTTING INSTRUCTIONS

Fabric 1:

Cut 16 strips 2½" x width of fabric then
crosscut into 8 of the strips into 32 rectangles 2½" x 8½"
crosscut into 8 of the strips into 64 rectangles 2½" x 4½"

Fabric Group 2:

Cut 18 strips 2½" x width of fabric then
crosscut into 9 of the strips into 36 rectangles 2½" x 8½"
crosscut into 9 of the strips into 72 rectangles 2½" x 4½"

Fabric Group 3:

Cut 16 strips 2½" x width of fabric then
crosscut into 8 of the strips into 32 rectangles 2½" x 8½"
crosscut into 8 of the strips into 64 rectangles 2½" x 4½"

Fabric Group 4:

Cut 50 strips 2½" x width of fabric then
crosscut into 25 of the strips into 100 rectangles 2½" x 8½"
crosscut into 25 of the strips into 200 rectangles 2½" x 4½"

Fabric 5:

Cut 25 strips 2½" x width of fabric; crosscut into 400 squares 2½" x 2½"

Note: While every effort has been made to create this pattern without errors, no warranty is given nor results guaranteed.