

Mystery Quilt

63" x 75"

Fabric Required:

3 3/4 yd Fabric 1 (focus, border, binding fabric)

3/4 yd Fabric 2 (medium light)

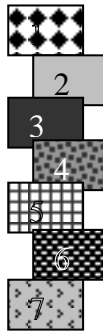
3/4 yd Fabric 3 (dark)

1/3 yd Fabric 4 (medium dark)

1/2 yd Fabric 5 (light)

2 yd Fabric 6 (medium dark)

1 yd Fabric 7 (medium)



Cutting Instructions:

From Fabric 1 (focus fabric) cut:


Three 9 1/2" strips; subcut into ten 9 1/2" squares

Four lengthwise fabric strips the width of your choice


Eight 2 1/2" strips; sew together to make one long strip

From Fabric 2 (medium light) cut:

Four 3 1/2" strips; subcut into forty 3 1/2" x 3 1/2" squares


Two 4 1/4" strips; subcut into ten 4 1/4" squares cut diagonally twice 

From Fabric 3 (dark) cut:

Two 4 1/4" strips; subcut into ten 4 1/4" squares cut diagonally twice 

Six 2 1/2" strips; piece together and subcut into two 2 1/2" x 63 1/2" strips and
two 2 1/2" x 55 1/2" strip


From Fabric 4 (medium dark) cut:

Two 3 7/8" strips; subcut into twenty 3 7/8" squares cut diagonally once 

From Fabric 5 (light) cut:

Four 3 1/2" strip; subcut into forty 3 1/2" squares 

From Fabric 6 (medium dark) cut:

Thirteen 3 1/2" strips; subcut into forty-nine 3 1/2" x 9 1/2" rectangles 

Eight 2 1/2" strips; piece together to make one long strip for binding

From Fabric 7 (medium) cut:

Nine 3 1/2" strips; subcut into ninety-eight 3 1/2" squares 